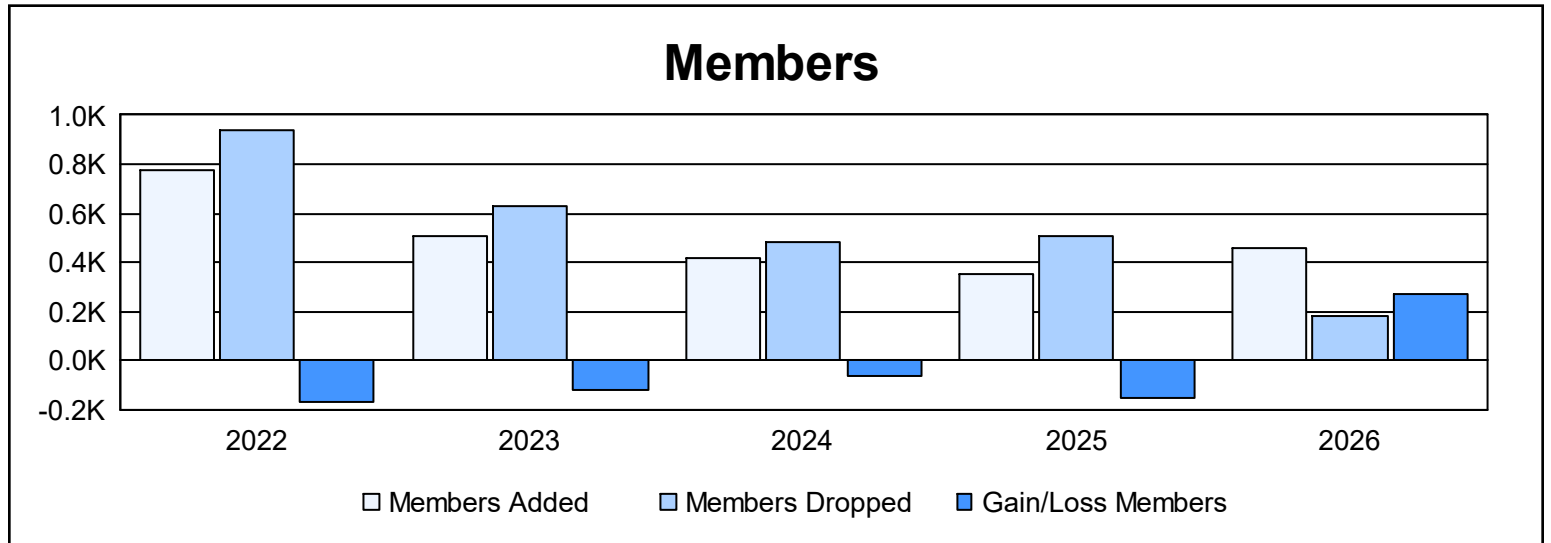
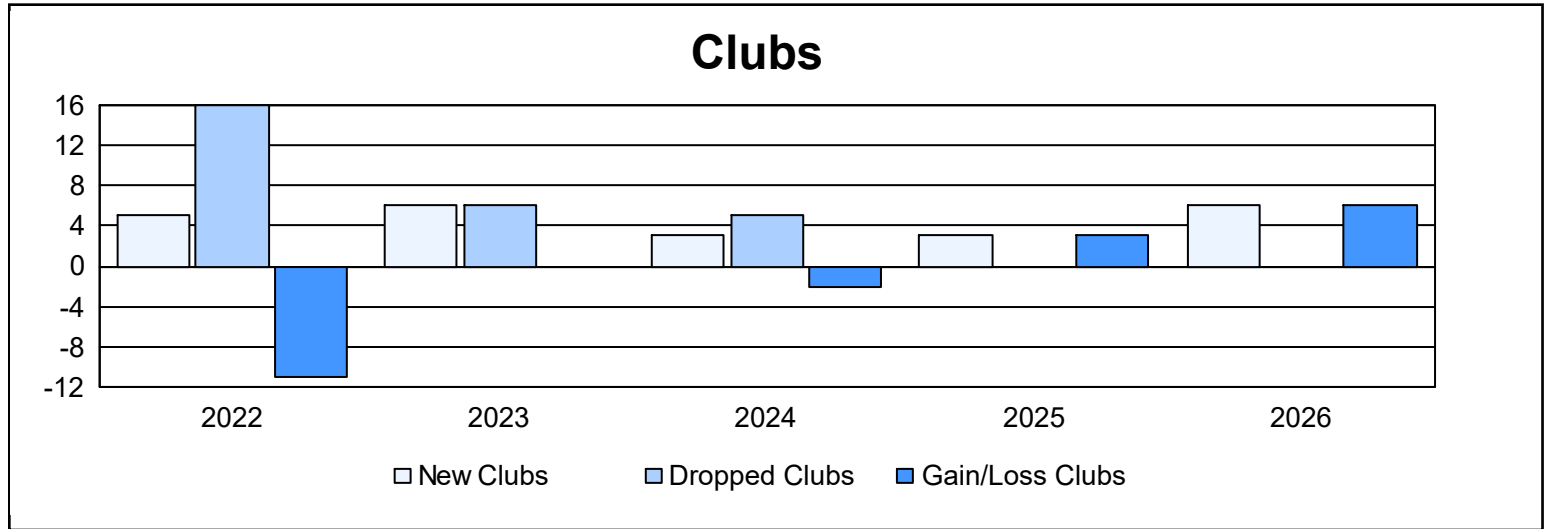


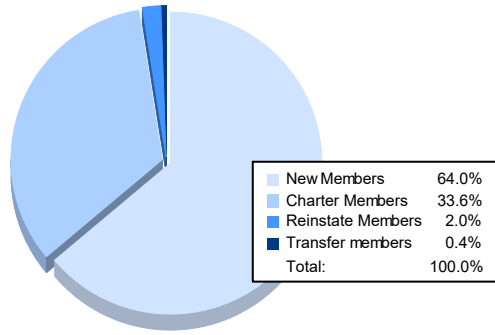
Multiple District S

As of March 2026 Cumulative

Year	New Clubs	Dropped Clubs	Gain/ Loss Clubs	New Members	Charter Members	Reinstate Members	Transfer Members	Total Member Added	Total Members Dropped	Gain/ Loss Members
2021-2022	5	16	-11	468	183	112	14	777	942	-165
2022-2023	6	6	0	285	186	32	8	511	630	-119
2023-2024	3	5	-2	330	70	13	8	421	485	-64
2024-2025	3	0	3	230	70	42	12	354	506	-152
2025-2026	6	0	6	291	153	9	2	455	185	270
Average	5	5	-1	321	132	42	9	504	550	-46



Membership Composition March 2026 Cumulative



Gender Composition March 2026 Cumulative

